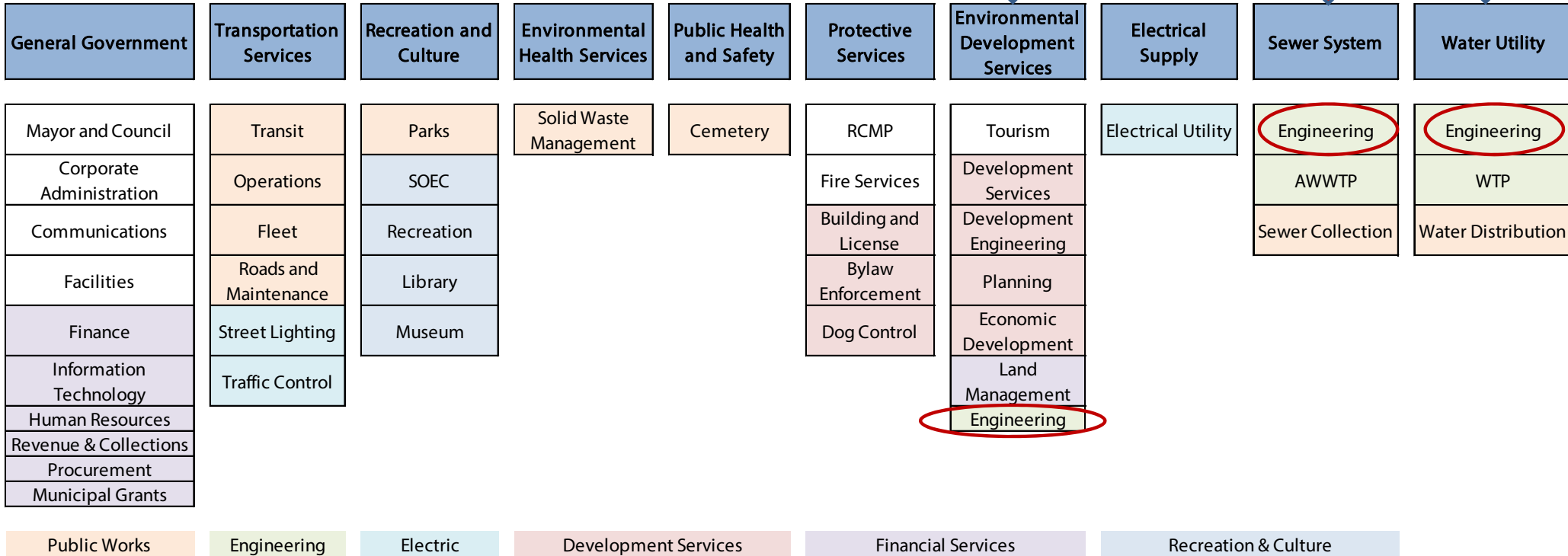


City of Penticton: Financial Plan Reporting Structure

General

Utilities



Environmental Development Services: Engineering



Overview

*Environmental Development Services
Engineering*

- Our primary purpose is to plan, design and manage construction of Capital Infrastructure projects



penticton.ca

2017 Accomplishments

- \$7.3M invested during 2017 in new and replacement infrastructure projects including:
 - Completed \$1.145M in replacement of undersized water mains in Nelson Avenue, Forestbrook Avenue and Scott Avenue.
 - Completed \$130K replacement of damaged water main under Ellis Creek.
 - Completed designs and tendered \$2.365M in replacement of failing water mains and sewers in Ridgedale Avenue and area.
 - Commenced construction of \$1.5M Carmi Reservoir expansion to reinforce fireflow capacity.
 - Completed \$307K of traffic related projects.
- Implemented GIS systems to improve infrastructure investment/planning.



2018 Initiatives

- Planning to spend \$7.1M during 2018 and maintain level of investment during following years.
- 2018 projects include:
 - \$2.285M Downtown Revitalization Project for the 300 Block of Main Street
 - \$1.91M in replacement of water mains in Nelson Avenue, King Street, Killarney Street, and Toronto Avenue.
 - \$0.521M Re-paving of sections of Main Street, Government Street and Dawson Avenue
 - \$0.1M Transportation Master Plan, \$0.1M Sanitary Master Plan, \$0.1M Water Master Plan, and \$0.068M Sidewalk Condition Assessment updates.
 - \$0.618M for Gahan Street re-construction and water main installation.
 - \$0.303M of traffic related projects.



Staffing




2017

2018

7

7

Environmental Development Services Engineering



2018 Highlights

*Environmental Development Services
Engineering*

	2018 Budget	% change	Trend
Total Revenue	0		→
Operational Expense	192,200		→
Total Internal Allocation In	170,720		↑
Total Internal Allocation Out	<u>-192,200</u>		→
Net Operating Expense	170,720	12.21%	↑
Total Capital	7,350,800		↑
Cost per Capita	5.06		↑
% of Property Tax	0.53%		↑



Expenses

Environmental Development Services Engineering

Expenses	2017 Budget	2017 Forecast	2018 Budget	2019 Budget	2020 Budget	2021 Budget	2022 Budget
Goods and Services	51,198	51,198	48,250	48,431	48,614	48,800	48,989
Salaries and Benefits	<u>113,100</u>	<u>138,548</u>	<u>143,950</u>	<u>146,815</u>	<u>149,833</u>	<u>152,802</u>	<u>155,818</u>
Net Operating Expense	164,298	189,746	192,200	195,246	198,448	201,603	204,808
Internal Allocation In	136,995	152,146	170,720	174,686	176,787	178,819	180,878
Internal Allocation Out	<u>-164,298</u>	<u>-189,746</u>	<u>-192,200</u>	<u>-195,246</u>	<u>-198,448</u>	<u>-201,603</u>	<u>-204,808</u>
Total Operating expense	136,995	152,146	170,720	174,686	176,787	178,819	180,878



2018 Capital Budget

Project description	Budget	General	Water	Sewer	Comments
50mm and 100mm Water Main Replacement Program	1,301,000		1,256,000	45,000	Locations include: King Street, Toronto Avenue, Shanghai Alley
Aging Sanitary Sewer Infrastructure Replacement/Upgrades	662,000		215,000	447,000	Locations include: Skaha Lake Road, Lakeside Road, Galt Avenue to Brandon Avenue
Aging Water Main Replacement Program	610,750		605,750	5,000	Locations include: Nelson Ave, Government to Killarney
Downtown Revitalization - 300 Block Main Street	2,285,000	1,935,000*	350,000		*Includes \$299,960 Local Improvement Area Portion
Flood & Creek Recovery Costs	2,820,000	2,820,000*			*\$2,071,000 Anticipated Contribution from Province



2018 Capital Budget – Con't

Project description	Budget	General	Water	Sewer	
Gahan St Reconstruction	618,250	313,250	305,000		Road, curb, sidewalk, & water infrastructure upgrades
GIS Development & Support	20,000		10,000	10,000	Integration of GIS database with water and sewer infrastructure information
Pavement Condition Assessment	58,800	58,800			Review of sidewalk conditions
Pavement Management: Rehabilitation	499,000	499,000			Various locations across the City
Penticton Creek Master Plan	25,000	25,000			Design the next section of Penticton Creek Upgrades



2018 Capital Budget – Con't

Project description	Budget	General	Water	Sewer	Comments
Rainfall Monitoring Station	16,000	16,000			Data from external sources becoming less accessible
Riddle Road Turn Around	37,500	37,500			Fire truck access
Sanitary Master Plan Update	100,000			100,000*	*DCC Funded
Sidewalks, Curbs and Gutter Projects	20,000	20,000			Strategic plan that will prioritize sidewalk installation



2018 Capital Budget – Con't

Project description	Budget	General	Water	Sewer	Comments
Traffic Calming Program	123,500	123,500			Flashing beacons at crosswalks
Transportation Master Plan - DCC Portion	100,000	100,000*			*\$100K DCC Funded
Warrant Analysis	22,000	22,000			Intersection Signalization & Pedestrian Crossings
Water Master Plan Update - DCC Portion	103,000		103,000*		*\$100K DCC Funded
TOTAL	7,350,800	3,899,050	2,844,750	607,000	



2018 Engineering Capital Budget General Capital Funding Summary

*Environmental Development Services
Engineering*

General Fund	Amount	Comment
Local Improvement Area Levy	299,960	300 Block Main Street Revitalization
Financing	1,635,040	300 Block Main Street Revitalization
Development Cost Charges (DCC)	100,000	Transportation Master Plan
Traditional Funding Sources	<u>1,864,050</u>	Gas Tax, Electrical Dividend
Total General Fund	3,899,050	



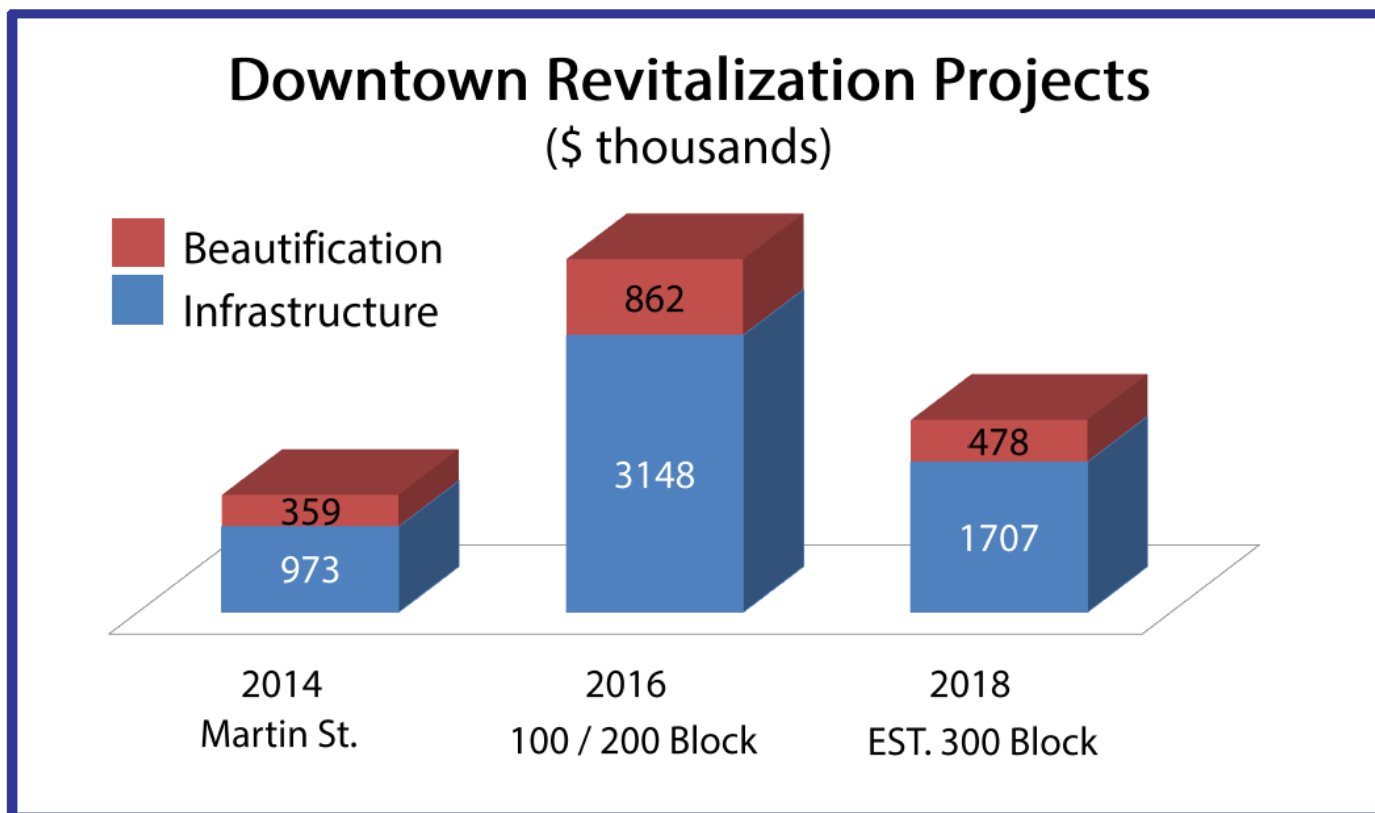
2018 Engineering Capital Budget Water & Sewer Funding Summary

*Environmental Development Services
Engineering*

Water Fund	Amount	Comment
Development Cost Charges (DCC)	100,000	Water Master Plan Update - DCC Portion
Financing	350,000	300 Block Main Street Revitalization
Traditional Funding Sources	<u>2,394,750</u>	Transfer from Water Reserve
Total Water Fund	2,844,750	
Sewer Fund	Amount	Comment
Development Cost Charges (DCC)	100,000	Sanitary Master Plan Update
Traditional Funding Sources	<u>507,000</u>	Transfer from Sewer Reserve
Total Sewer Fund	607,000	



300 Block Downtown Revitalization



300 Block Downtown Revitalization

Attracting investment downtown

Investment in our downtown can help to attract and retain other investment. The chart below summarizes investment in our downtown since 2012.

Public Sector Investment \$12M+	Private Sector Investment \$47M+
<ul style="list-style-type: none">• Martin Street / Westminster• 100-200 block of Main Street• Penticton Creek Restoration – Phase 1• Public Washrooms• Brunswick Street Affordable Housing• Court House	<ul style="list-style-type: none">• Cannery Brewing / Landmark Cinema• Bad Tattoo / Time Winery• Ellis Don / BC Housing / New SOICS Office• Front St. (Chase Valley and Schoenne Homes)• Lakeside Resort expansion / Infill redevelopment• Façade upgrades (i.e. Pasta Factory, Old Order)• Van Horne Apartments (32 units in 4 buildings)



300 Block Downtown Revitalization

Total Cost: \$2,285,000

Financing Considerations:

- Local Improvement Area Funding - \$300,000
- Borrowing - \$1,985,000
 - \$350,000 funded by water utility
 - \$1,635,000 financed by Asset Management Reserve

Borrowing Term: 5 Years



Key Changes

- The 2018 budget contains a significant financing provision to address Main Street 300 Block revitalization.
- The total flooding and creek damage repair costs are expected to be in excess of \$2.82M but the City has applied to the Province for financial assistance which would address up to 80% of eligible costs.



Summary

- No changes proposed in staffing
- Modest increase in operational costs
- Improved decision making supported by Asset Management
- Geographic Information System improvements will provide access to a significantly increased amount and quality of information about City infrastructure which will improve customer service and design efficiencies.



Questions?

